

# Palmarès détaillé des équipes / Full team results

VILLE DE SAUMUR

## D.I.R Critérium Toutes catégories





FINALE REGIONALE 15 & 16 MARS 2008

15/03/2008 au 16/03/2008

Fédération Française  
de Gymnastique

JURY A ET B


R0212040.12901.00

Equipe / Ville Team / Town					Pen.	Total Score
<b>1 CARQUEFOU</b> <b>U S J A CARQUEFOU</b>						
FRA Equipe 1	<b>49.966</b>	<b>42.500</b>	<b>43.250</b>	<b>46.400</b>		<b>182.116</b>
CHEREAU Emilie	16.466	13.200	13.600	15.350	(3)	58.616
LIMONET Sophie	<u>17.100</u>		<u>15.250</u>	<u>15.900</u>	(58)	48.250
CERCLIER Vanessa		<u>15.750</u>	14.400	15.150	(71)	45.300
BREHIER Tiffanie	16.400	13.550		12.450	(74)	42.400
CHARPENTIER Anne	16.333	12.600	11.100		(81)	40.033
<b>2 TRELAZE</b> <b>AG TRELAZE</b>						
FRA Equipe 1	<b>49.199</b>	<b>39.000</b>	<b>40.650</b>	<b>45.650</b>		<b>174.499</b>
JAMOTEAU Melanie	16.900	14.000	11.650	15.350	(5)	57.900
DOREAU Marine	15.766	12.800	14.200	14.850	(7)	57.616
SILLE Justine	16.033	10.850	10.200	14.600	(44)	51.683
ANDEROUIN Ombeline	16.266		14.800	15.450	(65)	46.516
THIELLEUX Justine		12.200			(111)	12.200
<b>3 CHATEAUBRIANT</b> <b>VOLTIGEURS CASTELBRIANTAIS</b>						
FRA Equipe 3	<b>48.366</b>	<b>39.450</b>	<b>38.900</b>	<b>44.600</b>		<b>171.316</b>
POULAIN Louise	16.400	13.700	13.000	15.000	(4)	58.100
AMPROUX Romane	15.833	13.300	13.650	15.000	(6)	57.783
GRIMAUD Manon	16.133	12.450	12.250	14.600	(18)	55.433
PASSET Candice	15.833	11.650	12.050	13.600	(34)	53.133
<b>4 ST BARTHELEMY D'ANJOU</b> <b>ASSOCIATION SPORTIVE CULTURELLE</b>						
FRA Equipe 1	<b>47.899</b>	<b>39.600</b>	<b>39.150</b>	<b>43.800</b>		<b>170.449</b>
TUSSEAU Marine	15.533	12.700	13.200	14.750	(16)	56.183
BOUCARD Allison	15.566	12.300	11.900	14.500	(24)	54.266
ANDRE Katy	15.833		12.850	14.550	(73)	43.233
PINEAU Manon	16.500	12.050		12.450	(79)	41.000
DILLEU Sarah		14.600	13.100		(103)	27.700
<b>5 CHATEAUBRIANT</b> <b>VOLTIGEURS CASTELBRIANTAIS</b>						
FRA Equipe 1	<b>48.733</b>	<b>37.900</b>	<b>38.200</b>	<b>43.700</b>		<b>168.533</b>
TRAMHEL Carole	16.733	12.500	13.050	14.500	(9)	56.783
CHARLOT Noémie	15.700	13.350	12.700	14.600	(13)	56.350
BOMME Anaïs	16.000	12.050	12.450	14.400	(20)	54.900
GOURAUD Eva	16.000	11.850	12.350	14.600	(21)	54.800
<b>6 LAVAL</b> <b>UNION SPORTIVE LAVALLOISE</b>						
FRA Equipe 1	<b>48.232</b>	<b>39.100</b>	<b>38.250</b>	<b>42.200</b>		<b>167.782</b>
SOULARD Maryline	16.166	14.400	14.650	14.850	(2)	60.066
RITALY Morgane	16.066	12.500	11.700	13.750	(27)	54.016
GAUMER Barbara	16.000	10.850	11.900		(89)	38.750
HAU Mélanie		12.200	11.150	13.600	(96)	36.950
LAMBERT Tiphaine				11.450	(113)	11.450
<b>7 LA FERTE BERNARD</b> <b>V.S.F. LA FERTE</b>						
FRA Equipe 1	<b>48.333</b>	<b>38.200</b>	<b>40.050</b>	<b>41.100</b>		<b>167.683</b>
LANGE Priscilla	15.900	13.000	14.200	14.350	(8)	57.450
LUCAS Deborah	16.700	12.100	12.950	14.850	(12)	56.600
TAVARES Chloé	14.300	13.100		11.900	(85)	39.300
FELDER Laurette	15.733		12.100		(102)	27.833
M'HAMMEDI Kenza		11.200	12.900		(107)	24.100

souligné = meilleur total

SQL\_PALEQUDEGAF du 16/03/2008 - 5.1.000 LOCAL - mono -

validé le dimanche 16 mars 2008 à 21:29 - 1/4



# Palmarès détaillé des équipes / Full team results

VILLE DE SAUMUR

## D.I.R Critérium Toutes catégories





FINALE REGIONALE 15 & 16 MARS 2008

15/03/2008 au 16/03/2008

Fédération Française  
de Gymnastique

JURY A ET B


R0212040.12901.00

Equipe / Ville Team / Town					Pen.	Total Score	
<b>8 PARIGNE L'EVEQUE</b> FRA <b>Equipe 1</b>	<b>ETOILE PARIGNEENNE</b>						
	<b>48.165</b>	<b>38.150</b>	<b>39.450</b>	<b>40.900</b>		<b>166.665</b>	
PAPIN Anaëlle	16.666	13.100	13.150	13.750	(11)	56.666	
SCOTTO Amandine	15.766		12.350	13.800	(76)	41.916	
PANCHER Manon	15.733	11.950		13.350	(78)	41.033	
ROLLAND Charlotte	14.466	12.250	12.950		(83)	39.666	
DELCHET Julie		12.800	13.350	13.250	(84)	39.400	
<b>9 LE MANS</b> FRA <b>Equipe 1</b>	<b>LA PERSEVERANTE</b>						
	<b>47.066</b>	<b>36.650</b>	<b>38.000</b>	<b>43.600</b>		<b>165.316</b>	
BLANCHE Cyrielle	15.033	12.900	12.850	15.550	(14)	56.333	
BOIVIN Marine	16.033	11.600	12.300	14.500	(23)	54.433	
CUZON Stephanie	15.600	12.150	12.850	13.550	(26)	54.150	
BOUHAMIDI Leila	15.433	9.500	11.350	11.700	(59)	47.983	
<b>10 LA CHATAIGNERAIE</b> FRA <b>Equipe 1</b>	<b>AVENIR GYMNIQUE LA CHATAIGNERAIE</b>						
	<b>47.799</b>	<b>34.700</b>	<b>37.800</b>	<b>43.400</b>		<b>163.699</b>	
GRASSET Hélène	16.300	11.550	13.050	15.300	(15)	56.200	
BATY Louise	15.766	10.700	11.450	12.500	(50)	50.416	
MARENT Lara		11.700	13.300	15.350	(80)	40.350	
GRELLIER Laura	14.133		10.750	12.750	(94)	37.633	
BATY Melanie	15.733	11.450			(104)	27.183	
<b>11 CHOLET</b> FRA <b>Equipe 1</b>	<b>LA CHOLETAISE</b>						
	<b>48.165</b>	<b>35.000</b>	<b>37.450</b>	<b>42.700</b>		<b>163.315</b>	
GARON Sandy	16.566	12.400	12.200	14.700	(17)	55.866	
MINEAU Astrid	15.166	11.700	13.900	13.150	(28)	53.916	
BORDE Mélody	16.033	10.900	11.350	14.850	(33)	53.133	
NASSIR Hanane	15.566	8.550	10.600	12.200	(64)	46.916	
<b>12 CHATEAUBRIANT</b> FRA <b>Equipe 2</b>	<b>VOLTIGEURS CASTELBRIANTAIS</b>						
	<b>47.799</b>	<b>36.100</b>	<b>38.000</b>	<b>40.950</b>		<b>162.849</b>	
GENEST Manon	15.900	12.350	13.700	14.750	(10)	56.700	
GRARE Laetitia	15.166	13.200	12.050	13.200	(32)	53.616	
TRAMHEL Laure	16.733	10.550	12.250	13.000	(38)	52.533	
CUSSONEAU Marina	14.966			12.100	(105)	27.066	
COCHET Virginie		9.900	11.600		(109)	21.500	
<b>13 LA CHAPELLE SUR ERDRE</b> FRA <b>Equipe 1</b>	<b>AC CHAPELAIN</b>						
	<b>48.766</b>	<b>33.150</b>	<b>37.900</b>	<b>42.900</b>		<b>162.716</b>	
MOTHES Marion	16.433	9.150	14.050	14.600	(25)	54.233	
OLIVAUD Coraline	16.133	11.150	12.050	13.250	(37)	52.583	
MARHIC Alix	15.800	10.350	11.650	14.300	(42)	52.100	
ROUILLARD Karine	16.200	11.650		14.000	(77)	41.850	
DOLLFUS Manon			11.800		(112)	11.800	
<b>14 ST-GILLES CROIX DE VIE</b> FRA <b>Equipe 1</b>	<b>LES ALCYONS</b>						
	<b>45.565</b>	<b>36.500</b>	<b>38.600</b>	<b>41.300</b>		<b>161.965</b>	
<u>GUIHAL Lorie</u>	16.466	14.550	14.600	15.350	(1)	<u>60.966</u>	
GAUTIER Manuela	15.233	10.950	11.950	13.500	(45)	51.633	
CHERONET Juliette	13.866	11.000	12.050		(97)	36.916	
JAUFFRIT Laurie	13.533	10.500		12.450	(99)	36.483	
GAUVRIT Fanélie			11.200	11.100	(108)	22.300	

souligné = meilleur total

SQL\_PALEQUDEGAF du 16/03/2008 - 5.1.000 LOCAL - mono -

validé le dimanche 16 mars 2008 à 21:29 - 2/4



# Palmarès détaillé des équipes / Full team results

VILLE DE SAUMUR

## D.I.R Critérium Toutes catégories





FINALE REGIONALE 15 & 16 MARS 2008

15/03/2008 au 16/03/2008

Fédération Française  
de Gymnastique

JURY A ET B


R0212040.12901.00

Equipe / Ville Team / Town					Pen.	Total Score
<b>15 CHALLANS</b> FRA <b>Equipe 1</b>	<b>E.S.M. GYM CHALLANS</b>					
	<b>47.399</b>	<b>35.500</b>	<b>38.000</b>	<b>41.000</b>		<b>161.899</b>
HERITEAU Misua	15.633	11.300	12.800	14.950	(22)	54.683
RENVOISE Alizee	15.966	11.600	12.200	13.200	(35)	52.966
RICHOU Chloë	14.900	11.500	13.000	12.850	(40)	52.250
GRACIE Camille	15.800	12.400	11.650	12.300	(41)	52.150
<b>16 THOUARE SUR LOIRE</b> FRA <b>Equipe 1</b>	<b>ELAN 2000 GYM THOUARE</b>					
	<b>48.665</b>	<b>32.300</b>	<b>37.450</b>	<b>43.400</b>		<b>161.815</b>
BUTON Mallaury	16.333	10.600	13.200	15.150	(19)	55.283
PIVETEAU Nora	16.066	10.900	12.800	14.100	(29)	53.866
LEMARCHAND Lucie	15.733	10.800	11.450	13.000	(49)	50.983
PERNOT Jessica	16.266	8.700	10.250	14.150	(54)	49.366
<b>17 CARQUEFOU</b> FRA <b>Equipe 2</b>	<b>U S J A CARQUEFOU</b>					
	<b>47.533</b>	<b>36.700</b>	<b>35.700</b>	<b>39.950</b>		<b>159.883</b>
LE ROUGE Pauline	15.933	12.250	12.150	13.500	(30)	53.833
CROLARD Charlotte		13.650	12.150	13.450	(86)	39.250
GUIGNARD Amandine	15.633		11.000	12.550	(87)	39.183
MINIER Alice	15.900	10.800	11.400		(91)	38.100
LE GAC Claire	15.700	9.200		13.000	(92)	37.900
<b>18 LA MONTAGNE</b> FRA <b>Equipe 1</b>	<b>AG DE LA MONTAGNE</b>					
	<b>47.265</b>	<b>35.250</b>	<b>35.900</b>	<b>41.000</b>		<b>159.415</b>
MARPAUD Blandine	16.066	12.850	9.900	14.850	(31)	53.666
PRIN Constance	15.833	11.200	12.400	13.250	(36)	52.683
FILLAUDEAU Melanie	14.966	11.200	12.300	12.900	(47)	51.366
MARPAUD Marine	15.366	10.700	11.200	12.350	(53)	49.616
<b>19 CHOLET</b> FRA <b>Equipe 2</b>	<b>LA CHOLETAISE</b>					
	<b>47.932</b>	<b>32.650</b>	<b>33.700</b>	<b>39.300</b>		<b>153.582</b>
GUEGUEN Valentine	15.666	11.500	10.850	13.400	(46)	51.416
GALLARD Celine	16.400	11.100	11.100	12.750	(48)	51.350
GIRARDEAU Cloe	15.866	10.050	10.300	13.150	(55)	49.366
GARON Sonia			11.750	12.750	(106)	24.500
LE GOVIC Noemie	13.666	6.900			(110)	20.566
<b>20 LA CHAPELLE SUR ERDRE</b> FRA <b>Equipe 2</b>	<b>AC CHAPELAIN</b>					
	<b>47.666</b>	<b>30.250</b>	<b>35.000</b>	<b>40.200</b>		<b>153.116</b>
LE PHILIPPE Typhaine	15.900	11.450	12.450	12.600	(39)	52.400
COLIN Séverine	15.900	9.200	12.200	14.650	(43)	51.950
BOISSARD Armeline	15.833	9.600	10.200	12.950	(57)	48.583
CHARPENTIER Lola	15.866	8.750	10.350	12.050	(63)	47.016
<b>21 TRELAZE</b> FRA <b>Equipe 1</b>	<b>A S C P TRELAZE</b>					
	<b>47.132</b>	<b>31.650</b>	<b>32.200</b>	<b>39.550</b>		<b>150.532</b>
MONNEAU Marie	15.933	9.900	11.250	13.250	(51)	50.333
DOHIN Samantha	16.066		10.100	13.500	(82)	39.666
SCHLAEINTZAUER Marion	15.033	11.000		12.800	(88)	38.833
BODIER Chloe	15.133	10.750	10.750		(98)	36.633
INAN Melek		9.200	10.200	12.650	(101)	32.050

souligné = meilleur total

SQL\_PALEQUDEGAF du 16/03/2008 - 5.1.000 LOCAL - mono -

validé le dimanche 16 mars 2008 à 21:29 - 3/4



# Palmarès détaillé des équipes / Full team results

VILLE DE SAUMUR

## D.I.R Critérium Toutes catégories





FINALE REGIONALE 15 & 16 MARS 2008

15/03/2008 au 16/03/2008

Fédération Française  
de Gymnastique

JURY A ET B

R0212040.12901.00

Equipe / Ville Team / Town					Pen.	Total Score
<b>22 LA CHAPELLE ST-AUBIN</b>	<b>A S C A</b>					
FRA <b>Equipe 1</b>	<b>47.466</b>	<b>30.550</b>	<b>34.400</b>	<b>36.450</b>		<b>148.866</b>
ALRIC Chloé	15.866	9.650	8.600	12.100	(66)	46.216
GALBRUN Chloe	16.200	9.900	12.400		(90)	38.500
SIMON Alexia	14.266		11.000	12.500	(93)	37.766
SCHLUMBERGER Deborah	15.400	11.000		11.150	(95)	37.550
TAUGERON Camille		9.400	11.000	11.850	(100)	32.250
<b>23 TREMENTINES</b>	<b>E G TREMENTINES</b>					
FRA <b>Equipe 1</b>	<b>47.065</b>	<b>26.400</b>	<b>34.550</b>	<b>39.600</b>		<b>147.615</b>
LEBRUN Laure	15.933	9.450	11.150	13.100	(52)	49.633
FAUCHARD Charlène	15.466	8.450	11.800	13.350	(56)	49.066
TURPAULT Karelle	15.666	6.800	11.600	13.150	(62)	47.216
BOUANCHEAU Audrey	15.000	8.500	10.950	11.650	(67)	46.100
<b>24 CHALLANS</b>	<b>E.S.M. GYM CHALLANS</b>					
FRA <b>Equipe 2</b>	<b>44.599</b>	<b>31.750</b>	<b>31.650</b>	<b>33.700</b>		<b>141.699</b>
DELAUVAUD Chloe	14.333	10.750	10.950	11.400	(60)	47.433
BOURDAIRE Camille	15.166	9.950	9.450	11.200	(68)	45.766
MEIXEDO Pauline	15.100	8.700	10.650	11.100	(69)	45.550
LAMBERT Lyssa	12.366	11.050	10.050	11.000	(72)	44.466
<b>25 TREMENTINES</b>	<b>E G TREMENTINES</b>					
FRA <b>Equipe 2</b>	<b>43.833</b>	<b>25.850</b>	<b>31.550</b>	<b>33.500</b>		<b>134.733</b>
LEBRUN Sophie	16.000	7.950	10.350	13.000	(61)	47.300
BELOUARD Laure	15.000	8.350	10.550	11.450	(70)	45.350
RIGAUDEAU Clemence	12.833	9.550	10.650	9.050	(75)	42.083

souligné = meilleur total

SQL\_PALEQUDEGAF du 16/03/2008 - 5.1.000 LOCAL - mono -

validé le dimanche 16 mars 2008 à 21:29 - 4/4

(c) Fédération Française de Gymnastique - www.ffgym.com